



Japan Geoscience Union Meeting 2024

26 - 31 MAY 2024

On-site : MAKUHARI MESSE, Chiba, Japan
Online : all over the WORLD

For a Borderless World of Geoscience 

Exhibition Guidance

-Special Exhibition Booth-



Japan Geoscience Union

1. Outline of JpGU Meeting 2024

Outline

Name of the meeting	Japan Geoscience Union Meeting 2024
Dates	Sunday, May 26 – Friday, May 31, 2024
Meeting format	Hybrid (In-person and Online)
On-site venue	International Conference Hall & International Exhibition Hall 6 Makuhari Messe, Chiba City
Host	Japan Geoscience Union

Society Members:

Japanese Society for Biological Sciences in Space, Japan Society of Engineering Geology, The Japanese Society of Hot Spring Sciences, The Oceanographic Society of Japan, The Volcanological Society of Japan, Japanese Society for Active Fault Studies, Meteorological Society of Japan, Japan Association of Mineralogical Sciences, Japan Cartographers Association, The Paleontological Society of Japan, The Japanese Association for Arid Land Studies, The Society of Resource Geology, The Seismological Society of Japan, Japan Society of Geoinformatics, Japanese Association of Hydrological Sciences, Japan Society of Hydrology & Water Resources, Society of Eco-Engineering SEE, The Society for the Study of the Origin and Evolution of Life Japan, The Japanese Association for Petroleum Technology, The Japanese Society of Snow and Ice, The Geodetic Society of Japan, The Japan Society of Atmospheric Chemistry, The Sedimentological Society of Japan, Japan Association for Quaternary Research, Japan Society of Earth Science Education, The Association for the Geological Collaboration in Japan, Japanese Association of Groundwater Hydrology, The Geochemical Society of Japan, Society of Geomagnetism and Earth, Planetary and Space Sciences, Japanese Geomorphological Union, The Geological Society of Japan, The Geothermal Research Society of Japan, The Japanese Society for Geographical Sciences, The Association of Japanese Geographers, The Geographic Education Society of Japan, Geographic Information System Association of Japan, Tokyo Geographical Society, The Tohoku Geographical Association, Japanese Society of Soil Physics, The Clay Science Society of Japan, The Society of Agricultural Meteorology of Japan, The Society of Exploration Geophysicists of Japan, The Japanese Society of Physical Hydrology, The Remote Sensing of Society Japan, The Japanese Society for Planetary Sciences, PALEO10: Paleosciences Society, Society of Atmospheric Electricity of Japan, Japan Society for Natural Disaster Science, The Japanese Association of Organic Geochemists

Supporting Members:

Regional city Convention attraction Promotion Council, FORTE Science Communication, ASO UNESCO GLOBAL GEOPARK, Crimson Interactive Japan, WorldCreations Inc, Japan Geopark Network, American Journal Experts, CACTUS COMMUNICATIONS K.K., Chiba Convention Bureau and International Center, Reseablic Inc., TECH OCEAN

Co-sponsor:

Japan Society of Civil Engineers, Japan Association for Earthquake Engineering, The Japanese Geotechnical Society, Japan Society of Erosion Control Engineering, The Japan Society of High Pressure Science and Technology

Sponsorship:


Science Council of Japan / Ministry of Education / Culture, Sports / Science and Technology-Japan / Meteorological Research Institute / Kakioka Magnetic Observatory / Japan Meteorological Agency / Hokkaido Research Organization / Japan Oil, Gas and Metals National Corporation / National Museum of Nature and Science / Japan Aerospace Exploration Agency / Japan agency for Marine-Earth Science and Technology / National Institute for Environmental Studies Japan / National Institute of Advanced Industrial Science and Technology / National Institute of Information and Communications Technology / Forestry and Forest Products Research Institute / Institute for Rural Engineering, NARO / National Institute for Materials Science / National Research Institute for Earth Science and Disaster Resilience / RIKEN / High Energy Accelerator Research Organization / National Institute of Polar Research / Japan Geotechnical Consultants Association / The Institute of Electronics, Information and Communication Engineers / Japan Analytical Instruments / Manufacturers' Association / Central Research Institute of Electric Power Industry / Japan Space Forum / Fukuda Geological Institute / Japan Association of Surveyors / The Japan Landslide Society

2. Exhibit Information

1. Special Exhibition Booth (on-site)

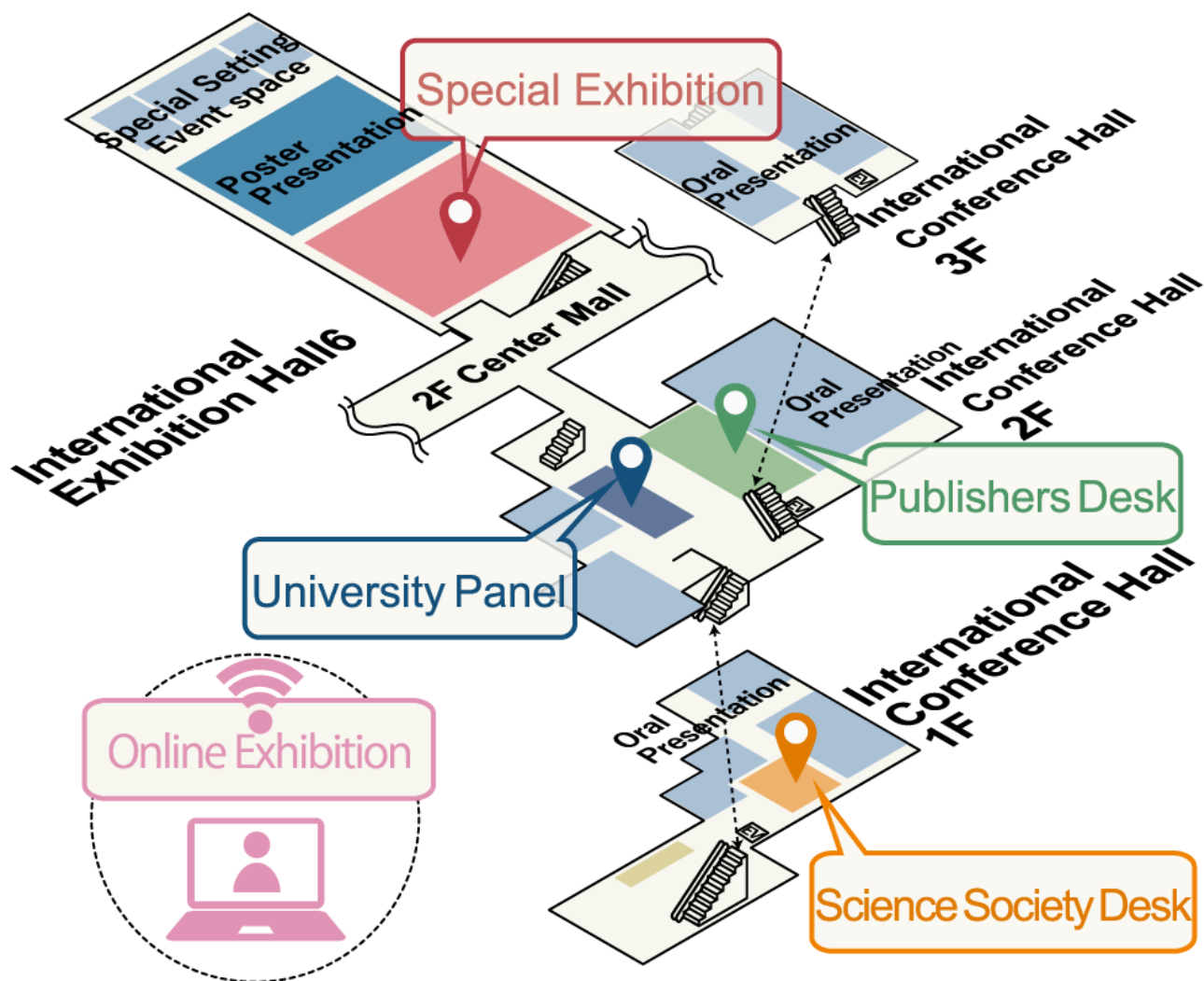
Dates : Sunday, May 26 – Friday, May 31, 2024
10:00 a.m. – 6:30 p.m.
(until 4 p.m. on the last day)

Venue: International Exhibition Hall 6



International Exhibition Hall 6

2. Venue Map



3. Schedule

Time	May 25	May 26	May 27-30	May 31
	The previous day	The first Day	2nd-5th day	The final day
8:00AM				
9:00		Carrying-in Installation 8:30~10:00		
10:00		Show Hours 10:00~6:30		Show Hours 10:00~4:00
11:00				
0:00PM				
1:00				
2:00				
3:00	Carrying-in and Installation 3:00~6:00			
4:00				
5:00				
6:00				
7:00				Dismantling (Light work) 4:00~6:45 (Using machine) 6:45~8:00
8:00				

Start of power transmission from 3:00 p.m.

Session
8:30 Open
AM1 9:00~10:30
AM2 10:45~0:15
Lunch 0:15~1:45
PM1 1:45~3:15
PM2 3:30~5:00
Exhibition Hall 8 PM3 5:15~6:45 (On-site Poster Core Time)

4. Contact

[Details of the venue, option items, carry-in & carry-out]
 Matsui (she/her) , Shimizu (he/him) , Makuhari Messe, Inc.
 2-1, Nakase, Mihama-ku, Chiba-city, 261-8550, Japan
 E-mail : jpgu@m-messe.co.jp

[Details of the exhibition, advertisement application and general information]
 Sugimura (he/him), Japan Geoscience Union Office
 2-4-16 Yayoi, Bunkyo-ku, Tokyo, 113-0032, Japan
 Email: exhibition@jpgu.org

3. About Payment

1. Exhibition fee

- JpGU Office will contact you separately regarding billing for Sponsors.

Special Exhibition Booth: 330,000 yen / booth (tax included)

(The online exhibition is included to the fee.)

* Online exhibition only: 33,000 yen / booth (tax included)

- This fee will be charged by Japan Geoscience Union Office.
- **Exhibition fee is invoiced after the JpGU Meeting 2024. Invoice should be issued by the exhibitor after logging in to Registration system for exhibitors.** (JpGU Office will not send invoices directly to exhibitors.)
- Please inform JpGU Office of any special procedures.
- **Please log in from the online system below and proceed to payment.**
<https://www.jpгу-member.org/exhibition-booth2024/login/>
Please choose either credit card payment or bank transfer.

The bank account

SUMITOMO MITSUI BANKING CORPORATION Koishikawa Branch

Savings account:3761271 Japan Geoscience Union

Swift Code: SMBCJPJT

* Bank transfer fees are the responsibility of the exhibitor .

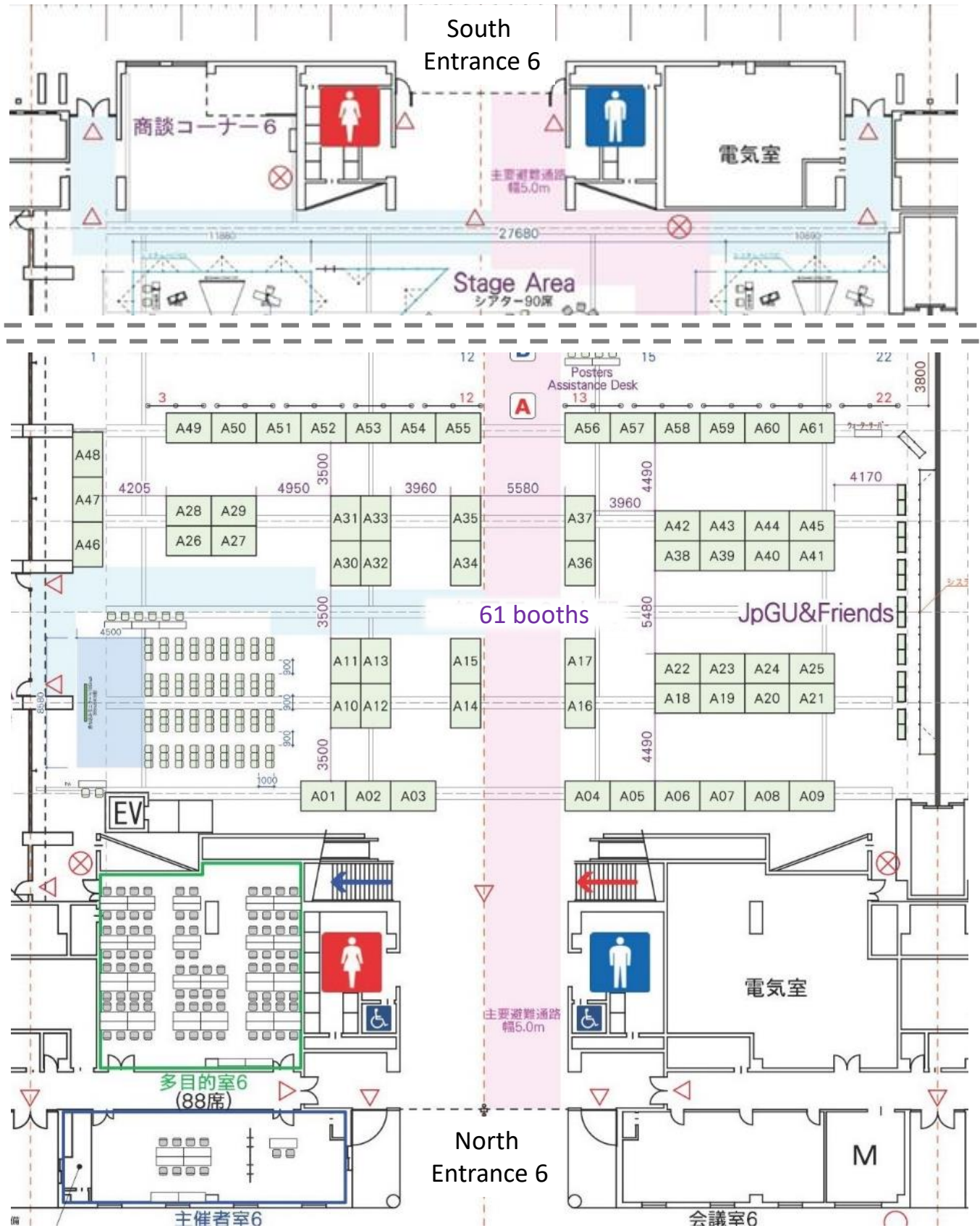
- As a rule, cancellations will not be accepted after the application has been received. In case of unavoidable circumstances, please notify JpGU office by e-mail.
- In case of cancellation, a cancellation fee will be charged from one week after the application date:
 - 50% of the exhibition fee for cancellations up to Tuesday, April 30.
 - 100% for cancellations on and after Wednesday, May 1.

2. Fees for optional Items

*Please apply for optional items through the Registration system for exhibitors by April 30.

- Makuhari Messe, Inc. will invoice each exhibitor after the JpGU Meeting 2024. (Overseas exhibitors will be invoiced in advance.)
- In addition to the total amount of optional items, an administration fee of 10% will be charged.
- A quotation will be issued upon request. An invoice and a delivery note will be sent to all exhibitors in June.
- Payment must be made by bank transfer by July 31, 2024.
- Makuhari Messe, Inc. will send the bank account information to each exhibitor.

4. Floor Plan (Hall6), Exhibitor List



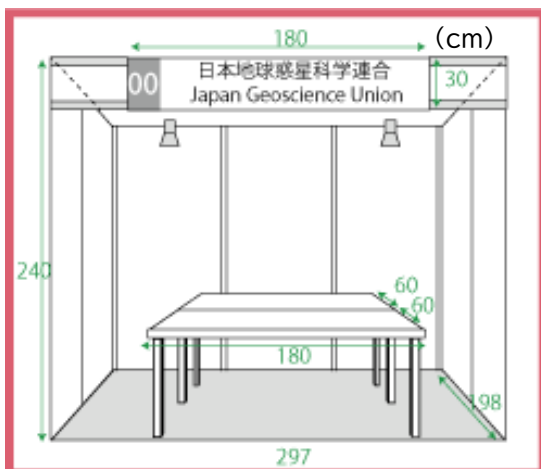
No.	Special Exhibition / Exhibitor
A01	Katsujima Co., Ltd.
A02	JAXA Earth Observation Research Center
A03	National Research Institute for Earth Science and Disaster Resilience
A04	NV5 GEOSPATIAL SOLUTIONS K.K.
A05	LightStone Corp.
A06	Department of Earth and Planetary Science, The University of Tokyo
A07	
A08	
A09	
A10	Newtech Co.,Ltd.
A11	Yokogawa Electric Corporation
A12	Earth-Life Science Institute (ELSI)
A13	Tokyo Geographical Society
A14	Institute for Planetary Materials, Okayama University
A15	Geosys, Inc.
A16	hakusan
A17	RIHN
A18	Earth Scientific Drilling Booth
A19	Earth Scientific Drilling Booth
A20	Earth Scientific Drilling Booth
A21	
A22	Earth Scientific Drilling Booth
A23	Earth Scientific Drilling Booth
A24	
A25	
A26	MEIJI TECHNO CO.,LTD.
A27	National Institute for Environmental Studies
A28	Sanyo Trading Co., Ltd.
A29	Bruker Japan
A30	Beta Analytic

No.	Special Exhibition / Exhibitor
A31	Nanometrics
A32	Geological Survey of Japan, AIST
A33	Geological Survey of Japan, AIST
A34	JGI,Inc.
A35	JAPEX
A36	Paleo labo co.,Ltd., Ritsumeikan Univ., The University of Tokyo
A37	Paleo labo co.,Ltd., Ritsumeikan Univ., The University of Tokyo
A38	SoftBank Corp. / ALES Corp.
A39	Marine Works Japan Ltd.
A40	
A41	oyo corporation
A42	IR System Co.,Ltd.
A43	
A44	
A45	
A46	Kyoto University Geoscience Union
A47	Kyoto University Geoscience Union
A48	Science of Slow-to-Fast Earthquakes
A49	
A50	
A51	
A52	
A53	Institute for Space-Earth Environmental Research, Nagoya University
A54	National Astronomical Observatory of Japan, TMT Project/ALMA Project
A55	Ehime University, Geodynamics Research Center
A56	Enabler LTD.
A57	
A58	
A59	
A60	
A61	Asia Air Survey co., ltd.

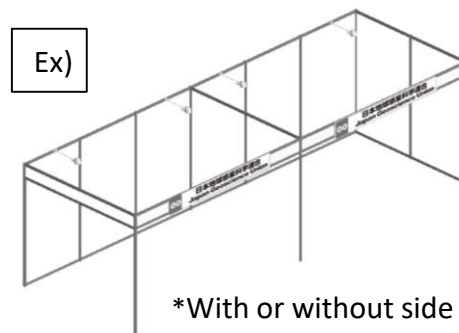
*This list is as of March 27, 2024.

5. Booth Plan

Applicable to	companies, research institutes, government, etc.								
Exhibition fee	330,000 yen (tax included)/booth								
Booth size	W2970 × D1980 × H2400 (mm)								
Included in the exhibition fee	<ol style="list-style-type: none"> 1) One set of back and side panels (W2970 x D1980 x H2400) 2) One company name plate (W1800 x H300) 3) Table x 2 (W1800 x D600 x H700) 4) Cloth x 2 (white) 5) Chair x 2 6) Spotlight x 2 7) Electrical usage and installation fee (up to 500W per booth) 8) Online Exhibition (Confit) x 1 								
Exhibitor Pass to be provided	<ol style="list-style-type: none"> a. Exhibitor Pass A x 2 *Entitles the exhibitor to enter all area, including the lecture rooms, throughout the entire Meeting period, in the same way as general attendees. *Exhibitors are not allowed to make presentations. b. Exhibitor Pass B x 2 *Entry to the exhibition area only c. Online Meeting Pass x 4 								
Booth details	<table border="1"> <tr> <td>name plate</td> <td>W1800 × H300 (mm)</td> </tr> <tr> <td>back and side panels</td> <td> <ul style="list-style-type: none"> • A parapet (horizontal panel at the top of the front) will be installed to display the name of the company (organization).The side panels facing the aisles can be removed, but the front parapet posts will remain for both single and multiple booths. • The panels will be made of poly plywood. Please use hooks, chains, or weak adhesive tape for posters, etc. • No nails, tacks, paint, glue, or strong adhesive tape that leaves a peel-off mark may be attached to the panel panels. • Please note that if panels are damaged, restoration fees will be charged. </td> </tr> <tr> <td>floor surface</td> <td>Concrete</td> </tr> <tr> <td>table</td> <td>W1800 x D600 x H700 X2, Cloth (white) x 2</td> </tr> </table>	name plate	W1800 × H300 (mm)	back and side panels	<ul style="list-style-type: none"> • A parapet (horizontal panel at the top of the front) will be installed to display the name of the company (organization).The side panels facing the aisles can be removed, but the front parapet posts will remain for both single and multiple booths. • The panels will be made of poly plywood. Please use hooks, chains, or weak adhesive tape for posters, etc. • No nails, tacks, paint, glue, or strong adhesive tape that leaves a peel-off mark may be attached to the panel panels. • Please note that if panels are damaged, restoration fees will be charged. 	floor surface	Concrete	table	W1800 x D600 x H700 X2, Cloth (white) x 2
	name plate	W1800 × H300 (mm)							
	back and side panels	<ul style="list-style-type: none"> • A parapet (horizontal panel at the top of the front) will be installed to display the name of the company (organization).The side panels facing the aisles can be removed, but the front parapet posts will remain for both single and multiple booths. • The panels will be made of poly plywood. Please use hooks, chains, or weak adhesive tape for posters, etc. • No nails, tacks, paint, glue, or strong adhesive tape that leaves a peel-off mark may be attached to the panel panels. • Please note that if panels are damaged, restoration fees will be charged. 							
	floor surface	Concrete							
table	W1800 x D600 x H700 X2, Cloth (white) x 2								
Others	<ul style="list-style-type: none"> ➢ Please select items other than the above basic specifications from the list of optional items. ➢ The basic specifications will be installed by the JpGU Office prior to exhibitor's set-up. ➢ There is no waiting room for exhibitors. 								

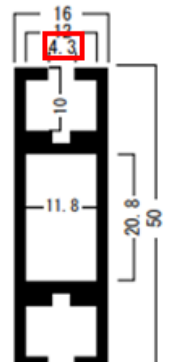


Shape of booth panels



*With or without side panel:
Support pillars are available.

The width of the panel groove is 4.3 mm.



6. Optional Items

【Special Exhibition Booth】

List of Optional Items A 10% administration fee will be charged separately.


*Please apply through the Registration system for exhibitors by Tuesday, April 30.

Punch Carpet on the floor


a. Black




b. Gray



c. Royal Blue



d. Green



e. Lemon Yellow




f. Orange



g. Red



h. Light Blue



*The floor of the exhibition hall is concrete.

*Colors may differ between this page and the actual products.

16,500 yen (tax included)/booth W2970×D1980

Company Name Logo

A designated logo of the company/organization name can be added to the company name plate. Please provide us the illustrator file.

2,200 yen (tax included)

Power

- JpGU Office will install a power supply capable of supplying 500W (single-phase 100V 50 Hz, with 2-outlet socket × 1) per booth .
- Please inform in advance of the amount of power you plan to use through the system for exhibitors. Please input enough power you plan to consume to prevent short-circuit.
- When over 500W, it is charged in 500W increments.

Additional power supply construction:

Per 500W (single-phase 100V 50 Hz, with 2-outlet socket)

9,900 yen (tax included)



Notes.

- The outlet shape provided by the venue is the normal A type. If you need a shape other than this, please bring your own conversion connector.
- If you need 3-phase or 200V power, please contact Makuhari Messe.

Arm Light



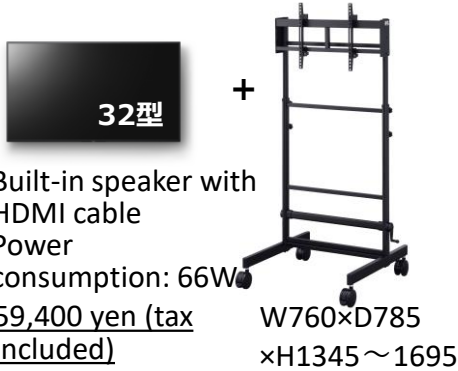
Fixed between booth panels
6,050 yen (tax included)
 *Power consumption: 20W

Desktop 32-inch Monitor



With built-in speaker and HDMI cable
46,200 yen (tax included)
 *Power consumption: 66W

Freestanding 32-inch Monitor



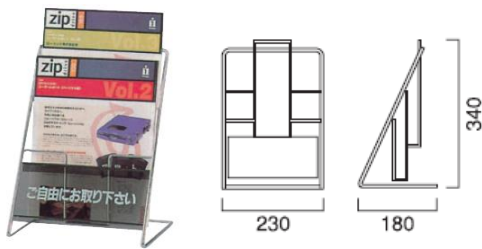
Built-in speaker with
 HDMI cable
 Power
 consumption: 66W
59,400 yen (tax included)
 W760×D785
 ×H1345～1695

DVD Player



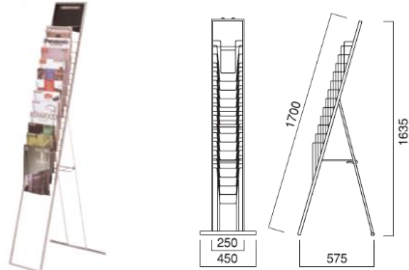
*Power consumption: 11W
13,200 Yen (tax included)

Catalog Stand (Tabletop)



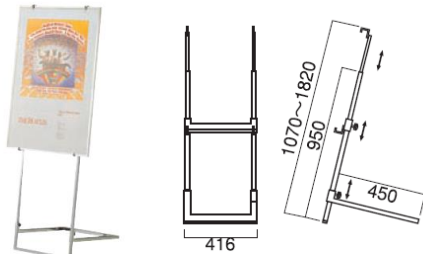
W230 x H340 x D180
3,300 yen (tax included)
 *Supports A4 vertical

Catalog Stand (Floor stand)



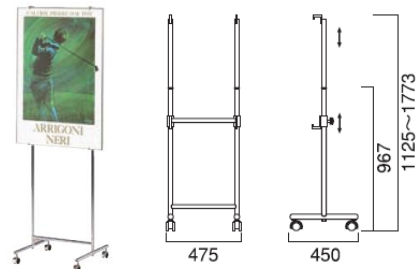
W250 x H1635 x D575
6,600 yen (tax included)
 *Supports A4 vertical

Panel Stand 1



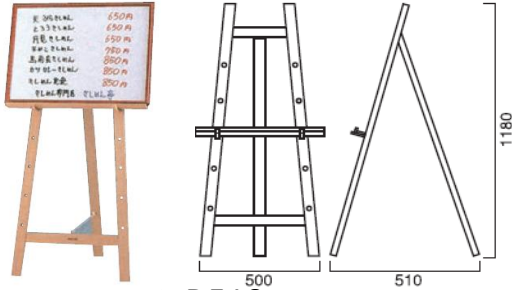
W416 x H1070-1820 x D450
8,800 yen (tax included)
 *Panels are not included.

Panel Stand 2



W475 x H1125-1773 x D450
7,700 yen (tax included)
 *Panel is not included.

Easel



W500×H1180×D510
7,150 yen (tax included)
 *Panels are not included.

Counter


*Due to space limitations, it is necessary to replace the existing table.



17,600 yen (tax included)

High Table

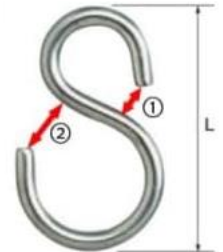
φ600×H1000
 Top panel color: white
6,600 yen (tax included)



S-shaped Hooks + Chains

*Hooks into the groove of the booth panel.

L: 37.0mm
 ①: 5.0 mm
 ②: 7.5 mm
 Wire diameter: 3.0mm



1,100 yen (tax included)

1 set (4 S-shaped hooks and 2 chains)

Additional Table/Tablecloth



2,200 yen (tax included)
 W1800 x D600 x H700

Tablecloth 2,200 yen (tax included)

Additional Chair

*Color is subject to change.

990 yen (tax included)



Wired Internet

High-Speed Fiber Optic Line
 NTT FLET'S Hikari Next Gigabit Line Plan
 *Supplied as a set of line, provider (PPPoE), and router.
 *Exhibitors are required to bring your own HUB, LAN cables, etc.
 *Up to approximately 10 Gbps (best-effort type service)
88,000 yen (tax included)

Carry-in/out Vehicle Pass

Exhibitors to carry in and out items by themselves are required to apply in advance through the Registration system for exhibitors. Vehicle Pass will be sent in PDF format.
 *Free of charge

7. Venue Services

1. Internet Service

(1) Free Wi-Fi in Exhibition Hall 6

- Japan Geoscience Union will provide Wi-Fi for exhibitors to use in the special exhibition booths area.
- The SSID and password for connection will be posted in the exhibition hall.
- Please note that users are responsible for their own anti-virus and security settings.
- Individual support for connection will not be provided.
- Since the entire hall is shared with Meeting attendees, it may be difficult to connect due to the number of users, individual device settings and functions, and other factors. Internet service may be interrupted without prior notice for certain reasons.
- If you need a dedicated connection for your exhibit booth, it is offered as an optional item.

(2) Free Wi-Fi at Makuhari Messe Facilities (2F Central Mall)

- How to connect
 - ① Activate the Wi-Fi function on your Wi-Fi-enabled device.
 - ② Select "Messe_Free_Wi-Fi" from the list of available SSIDs and connect.
 - ③ When you stand up the browser, the top screen for users will appear.
 - ④ Please confirm the Terms of Use and register your e-mail address.
- Supported Languages Japanese, English, Chinese, Korean
- Time limit : Use Messe_Free_Wi-Fi for 30 minutes per use.
(There is no limit to the number of times you can use it per day.)
- After exceeding the limit, the top screen for users will be displayed again.

2. Personalized workboxes

- Workboxes with excellent soundproofing and sound insulation are located in the central mall on the 2nd floor.
- Please refer to the website of each URL for more details
Central Entrance: <https://waim-group.co.jp/chatbox/>
In front of Exhibition Hall 8: <https://telecube.jp/location/makuharimesse/>
- Business hours 8:30 a.m. - 6:30 p.m. (subject to change)

3. Mobile battery stand

- Rental mobile batteries are available.
- For detailed information, please refer to the website. <https://chargespot.jp/>
- Location Central Entrance
- Business hours 8:00 a.m. - 8:00 p.m. (subject to change)

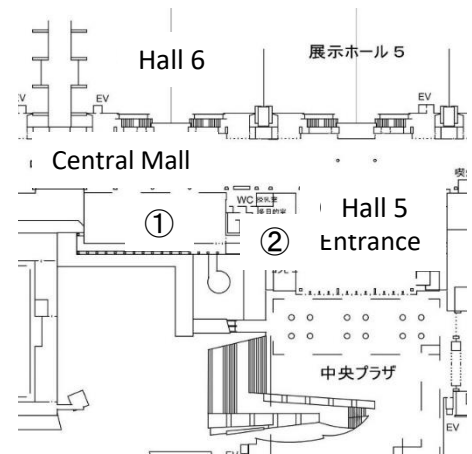
4. Restaurant and Convenience store

① WORLD KITCHENS!

- Cafeteria where you can enjoy world cuisines *Non-smoking
- Location 2F Central Mall,
in front of Exhibition Hall 6
- Business hours May 26 (Sun.) - 31 (Fri.) 11:00 a.m. - 2:00 p.m.

② New Yamazaki Dairy Store

- Location 2F Central Entrance
- Business hours TBD (Opens everyday)



*For other venue services, please refer to the Makuhari Messe Web site.
<https://www.m-messe.co.jp/facility/>

8. Carry-in

1. Carry-in time and date

- On the day before the exhibition and the first day of the exhibition, you can bring in and set up your booth during the following hours.
- Day before the exhibition: Saturday, May 25, 3:00 p.m.- 6:00 p.m.
- First day of the exhibition: Sunday, May 26, 8:30 a.m. - 10:00 a.m.

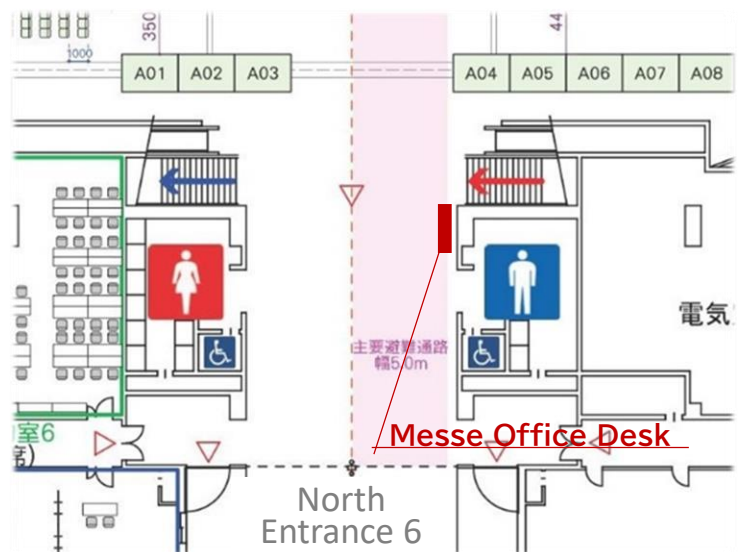
Please let JpGU Office know how to bring in your booth by May 16 (Thu.) through the registration system for exhibitors.

2. Exhibitor Pass

- Please be sure to wear your Exhibitor Pass while you are in the venue.
- Please bring your "e-Ticket" to the 1st floor of the International Conference Hall of Makuhari Messe to have your Exhibitor Pass issued.
- *How to issue an Exhibitor Pass
 - Exhibitors can issue and print "e-Tickets" on the Registration system for exhibitors.
 - Please bring the printed copy to entrance of the 1st floor of the International Conference Hall to print an Exhibitor Pass.
- You cannot make your presentation using this Exhibitor Pass.

Registration system for exhibitors
Japan Geoscience Web site ⇒ Menu by visitor "Exhibitors"
⇒ For those who have already applied "Log in".
<https://nktest.jpгу-member.org/exhibition-booth2024/mypage/>

Makuhari Messe
Information Desk for
Exhibitors
May 26 (Sun.) only



3. Carry-in with a vehicle

Please bring and show your Vehicle Pass applied in advance at the East Gate 2.
Please follow the instruction of the venue staff.

4. Using a courier service

- Please send your items to arrive on [the afternoon of Saturday, May 25th] or [the morning of Sunday, May 26th.]
- Please fill out the invoice according to the sample below. Also, please write the package number/total number on the invoice and on each package.
- Packages will be delivered to each booth by the courier company. If you are going to receive the packages by yourselves, please checkmark the box in the Registration system for exhibitors.
- Makuhari Messe Inc., recommends Yamato Transport as the courier service provider.

【Sample invoice】

[Address]

2-1 Nakase, Mihama-ku, Chiba City
Chiba, 261-8550 Japan
Makuhari Messe
International Exhibition Hall 6,
JpGU Meeting 2024 Special Exhibition Booth
No. 00 (Your booth number)
Exhibitor's name (as registered)
TEL:043-296-0694

[Product Name]

Name: Special Exhibit Booth No. _____.
Organization: Name of exhibitor/organization
(please fill in correctly)
number of items/total number of items
*Example: No. 1 / Total 10 pieces

*This is the phone number of the venue.
If you wish to receive the packages, please write
the cell phone number of the person in charge.

*Caution

- Please keep a copy of the invoice, etc., and take care of any undelivered or lost items by yourself.
- Please do not block aisles or other spaces.
- If heavy items are to be brought into the booth, please cure the floor when necessary.

5. Sending items from overseas

- The following international shipping company is recommended. Customs clearance procedures may take some time, so please make your request as soon as possible.
- Contact:
 - Rock-it Global Inc.
 - 1-6 Nakase, Mihama-ku, Chiba-City, Chiba 261-0023
 - mBAY POINT Makuhari 16F
 - Tel: +81-43-298-4741
 - Mobile phone: 090-9157-2582
 - E-mail: taka.matsute@rockit.global (Attn: Takanori Matsute)
 - *Please use "JpGU2024" as the subject of the e-mail.
- If you request another shipping company, please refer to the above [sample invoice] and be sure to provide details including the date and time of delivery so that you can pick up the package directly on the designated delivery date and time by yourself.
- JpGU Office and Makuhari Messe, inc. will not be able to pick up or keep your items even if it arrives before the carry-in date. The JpGU Office will not be able to handle customs clearance procedures on your behalf.

9. Dismantling

1. Date and time of dismantling

Friday, May 31, 4:00 p.m. - 6:45 p.m. (light removal work)

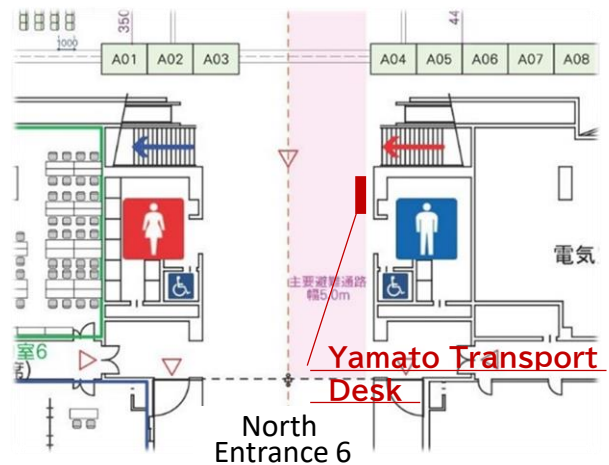
6:45 p.m. - 8:00 p.m. (removal of heavy items)

Please note that the removal of booths with special decorations is time-specific. In such cases, Makuhari Messe will contact you individually.

2. Using the Makuhari Messe-designated courier service

- You can use the courier service designated by Makuhari Messe (Yamato Transport, collect on delivery only).
- Yamato Transport desk will be set up at the Exhibition Hall 6 pickup location starting at 4:00 p.m. on Friday, May 31.
- Please fill out the necessary information on the invoice and bring the package to the Yamato Transport Desk (see figure below) on May 31 (Fri.).
- The invoice will be available at Yamato Transport Desk.

- Please fill out the invoice accurately and clearly to prevent misdelivery. An invoice is required for each package.
- Packages are scheduled to arrive after two days or later. Please note that it is not possible to specify next-day arrival.



3. Making your own arrangements

- If you use other courier companies, etc., please contact them by yourself. "Carry-in/out Vehicle Pass" will be required.

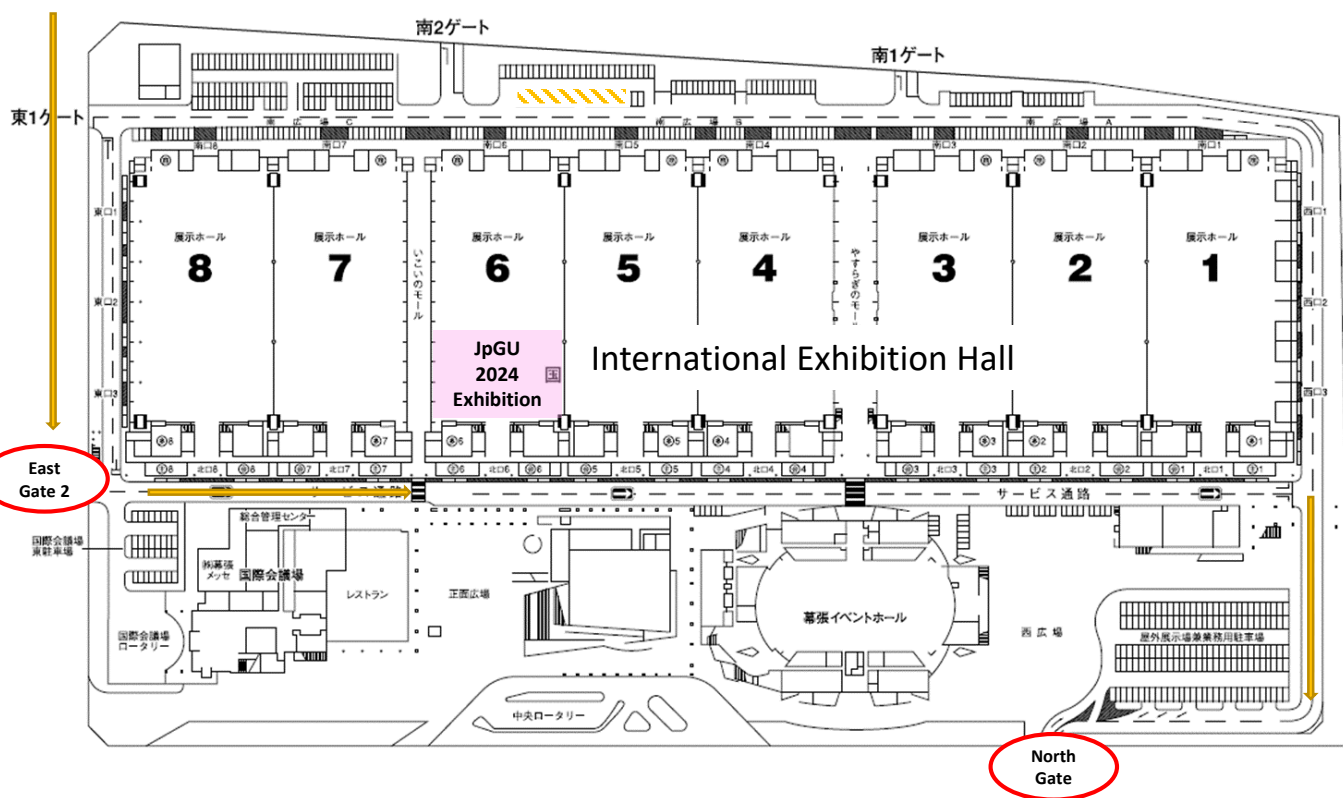
4. Other requests

- Although the organizers will make every effort to ensure security from carry-in to carry-out, the JpGU Office cannot be held responsible for theft or loss of exhibits, etc. Please be careful with your items.
- Please be careful not to cause danger in the exhibition hall, as people will be moving around during poster presentations, etc.
- Please be careful not to bring out the venue items or equipment including white cloth.

10. Carry-in/out Route

1. Car Carry-in/out route

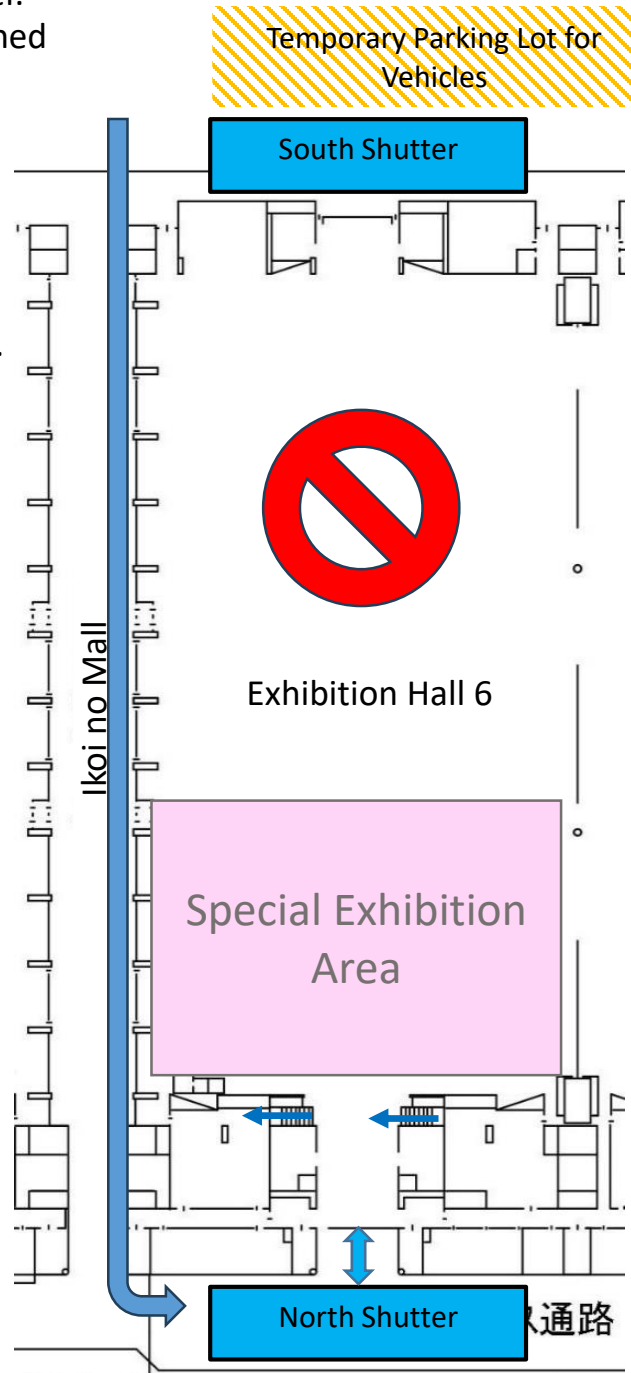
- Please enter the East Gate2 exit at the North Gate.
- At the East Gate 2, please show the "Carry-in/out Vehicle Pass" issued by the venue (Makuhari Messe) to the security guard.
- "Carry-in/out Vehicle Pass" must be applied for in advance via the Registration system for exhibitors.
- Please park your vehicle in accordance with the instructions on your vehicle pass and venue staff.
- No vehicles are allowed to enter the hall. Please carry your item with a cart, etc. from the loading exit.



2. Exhibition Hall Shutters

- ① South shutter (W8.3m x H5.6m)
 - Open: Saturday, May 25, 3:00 p.m. - 6:00 p.m.
 - Open: Friday, May 31, 7:30 p.m. - 9:00 p.m.
 - If you use a vehicle on Sunday, May 26, please park temporarily Parking Lot near South Shutter. And carry your items with carts through the North Shutter.
 - The iron door by the south shutter will be opened from 4:00 p.m. on May 31 (Fri.).

- ② North shutter (W5.2m x 2, H5.6m)
 - Open: Saturday, May 25, 3:00 p.m. - 6:00 p.m.
 - Open: Sunday, May 26, 8:30 a.m. - 10:00 a.m.
 - Open: Friday, May 31, 6:45 p.m. - 9:00 p.m.
 - The iron door by the north shutter will be open throughout the exhibition period.



11. Precautions


Please confirm the following rules and regulations.

1. General

- The Japan Geoscience Union (JpGU) will be responsible for the overall management of the venue as the administrator, but in principle, exhibitors are responsible for managing their own belongings in your booths and exhibits. JpGU will not be held responsible for any damage, loss, or theft of exhibits.
- No storage space is provided for exhibits. If you have valuables, do not leave your booth unattended. In addition, please take necessary insurance procedures on your own.
- JpGU reserves the right to change or cancel the exhibition period due to natural disasters or other force majeure. JpGU will not compensate for any loss or damage incurred by exhibitors or related parties as a result of such changes or cancellations.
- Exhibitors are prohibited from transferring or exchanging all or part of your booths to others without JpGU's permission.
- Please confirm the designated carry-in/out times and exhibition periods. If you have any unavoidable requests, please contact the JpGU as soon as possible.
- Exhibitors whose exhibits do not meet to the event may be denied entry.

2. Setup and installation

- Direct construction (taping, nailing, scraping, attaching, etc.) on the floor, walls, etc. of the venue is strictly prohibited. Please do not damage or deface the venue, including during carry in/out.
- Ceiling structures are prohibited. The height of exhibits and decorations must be 2.5m or less. If the height is unavoidably exceeded, please consult with Makuhari Messe, Inc. in advance.
- If hole-in anchors are to be used, please contact Makuhari Messe, Inc. in advance. A floor restoration fee will be charged according to the number of anchors used. Hole-in anchors can only be placed with an embedment length of 80 mm or less. However, placement in pit covers is prohibited.
- Please contact Makuhari Messe, Inc. if there are heavy items to be exhibited. The maximum load capacity of the floor is 5t/m² (contact Makuhari Messe, Inc. for pit areas).



- Plywood, rugs, curtains, etc. used for booth decorations must be fire-retardant. Flameproof items must be labeled with flameproof markings as stipulated in the Fire Service Law Enforcement Regulations.
- According to the Chiba City Fire Prevention Ordinance, smoking, the use of naked flames (including apparatus with exposed heating elements), and the bringing in and use of hazardous materials are prohibited in the venue (hazardous materials: propane gas, high-pressure gas, gasoline, kerosene, petroleum, gunpowder, etc.). However, if it is unavoidable to bring in such items for demonstration of exhibits, etc., it may be allowed under certain conditions with permission from the Chiba City Fire Department.
- Exhibitors are responsible for taking all waste materials, packing materials, garbage, etc. generated during carry-in, carry-out, and exhibit. Exhibitors who leave residual materials in the venue after the event will be charged a disposal fee.
- No storage space is provided for empty boxes, packing materials, or replenishment products. Please take them home with you or use the area under the desks in your booth.
- If any problems or hazards are found in the construction or decoration of the booth, JpGU and Makuhari Messe, Inc. may request changes to be made.

3. During the exhibition period

- Construction work or exhibits that generate noise, vibration, odor, smoke, etc. that interfere with the management and operation of the venue are prohibited.
- Please adjust the volume of audio/visual equipment in your booth and the volume generated by display equipment so as not to disturb other exhibitors or attendees. If there are complaints on the day of the event, the use of the equipment may be discontinued. *Excessive volume may interfere not only with other exhibitors, but also with simultaneous broadcasts in the event of an emergency or with the operation of the conference.
- It is prohibited to conduct PR activities, etc. in areas beyond the exhibitor's booth, or to place exhibitor's equipment or items in areas other than the exhibitor's booth.
- When it is recognized that there is some obstacle or danger to the operation of the meeting, JpGU and Makuhari Messe Inc., may ask the exhibitor to make changes to the booth.