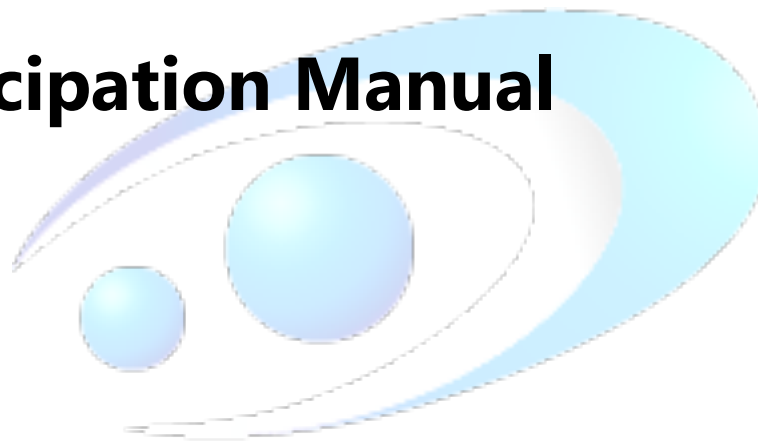




Japan Geoscience Union

**JpGU-AGU Joint Meeting 2026 (24 – 29 May)**

# **Participation Manual**



**Ver.1 6 April 2026**

**Created by Meeting Organizing Committee**




Earth, Planetary, and Space Sciences

---

## Table of Contents

1. Preamble .....	3
2. JpGU-AGU Joint Meeting 2026 Schedule .....	4
3. Meeting Registration.....	5
4. How to Access the Meeting Portal Site "Confit" .....	6
5. Preparing for Presentations .....	7
a. Oral presentations .....	7
b. Poster presentations .....	9



# 1. Preamble

JpGU-AGU Joint Meeting 2026 will be held in a hybrid format, combining on-site (Makuhari Messe, Chiba Prefecture) and online, on the dates listed below.

**(Su) 24 – (F) 29 May 2025**

The oral sessions will be conducted both on-site and online via a web conferencing service, Zoom, which will be used to broadcast from the local oral session sites. In addition, on-site poster sessions will also be held. This manual describes relevant items for advance preparation for all the meeting participants.


# 2. JpGU-AGU Joint Meeting 2026 Schedule

**!! Presenters please take note of the meeting registration deadline !!**

- \* The presentation formats available for presenters are as follows. More details for each of the presenters are in Section 5 (p. 7-12).
  - ✓ Oral Presentations:
    - 【Principle】 On-site or online. On-demand videos/additional materials also available.
  - ✓ Poster Presentations:
    - 【Required】 e-poster or On-demand videos. Additional materials also available.
    - 【Optional】 On-site.

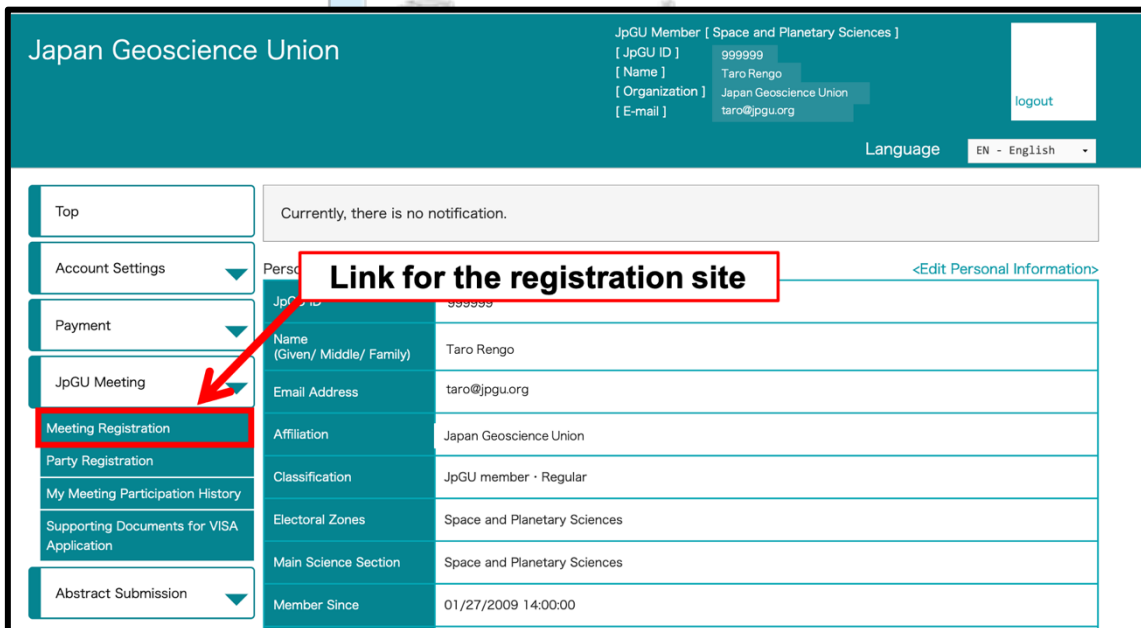
Date	Item	Remarks
(Th) 5 March	Registration site opens Application for VISA assistance documents starts	
(F) 27 March	Scientific Program Release	
<b>(Th) 16 April 23:59 JST</b>	<b>Registration deadline for presenters.</b> Application Deadline for on-demand video.	
(Tu) 21 April	Uploading e-poster and on-demand video starts	
(F) 8 May 17:00 JST	Application deadline for VISA	
<b>(Th) 14 May 23:59 JST</b>	<b>Registration regular deadline for all participants</b>	Registration for public (incl high schoolers) and Events will be announced separately later.
(F) 15 May	Confit (Meeting Portal Site) opens for log in, abstracts, e-	Log in and access to Confit contents will require

	posters and on-demand videos, additional materials uploading, and Exhibit page.	authentication from this date. If you meet 14 May deadline for registration, you will be able to log in to Confit (Meeting Portal Site) system. Once the above regular registration deadline passes, your log in to Confit system becomes available on the next day after 09:00 JST of your registration date.
(F) 22 May	Zoom link opens	
(Su) 24 May	Hybrid phase begins, Public day	
(F) 29 May	Meeting ends	



### 3. Meeting Registration

- The registration site was opened on **(Th) 5 March at 14:00 JST**.
- There is no distinction between on-site participation and online participation for the registration procedure.
- You can access the registration site from the side menu bar of the JpGU member site (<https://www.jpgu-member.org/jpgu/en/>) after log in (Fig. 1).
- JpGU ID is required for registration. If you do not have a JpGU ID, please go to the JpGU member site and click "Create a JpGU ID" to register. Please note that your ID you used for the meeting program (as convener or for abstract submission) cannot be changed (i.e. from regular member ID to meeting (participation) ID, or from meeting ID to regular member ID or AGU, AOGS, EGU member ID). Please use the same ID for registration if you have one you already used for this meeting.
- **All presenters are requested to register by (Th) 16 April, 23:59 JST.**
- If you meet (Th) 14 May 23:59 JST for registration, you will be able to log in to Confit (Meeting Portal Site) system from (F) 15 May (Fig. 2). Once the above regular registration deadline passes, your log in to Confit system becomes available on the next day after 09:00 JST of your registration date.
- If you are attending on-site, please make sure to complete your registration and bring the e-ticket (available from 15 May) issued by at least one day before your visit. We regretfully cannot accept registration at the site.



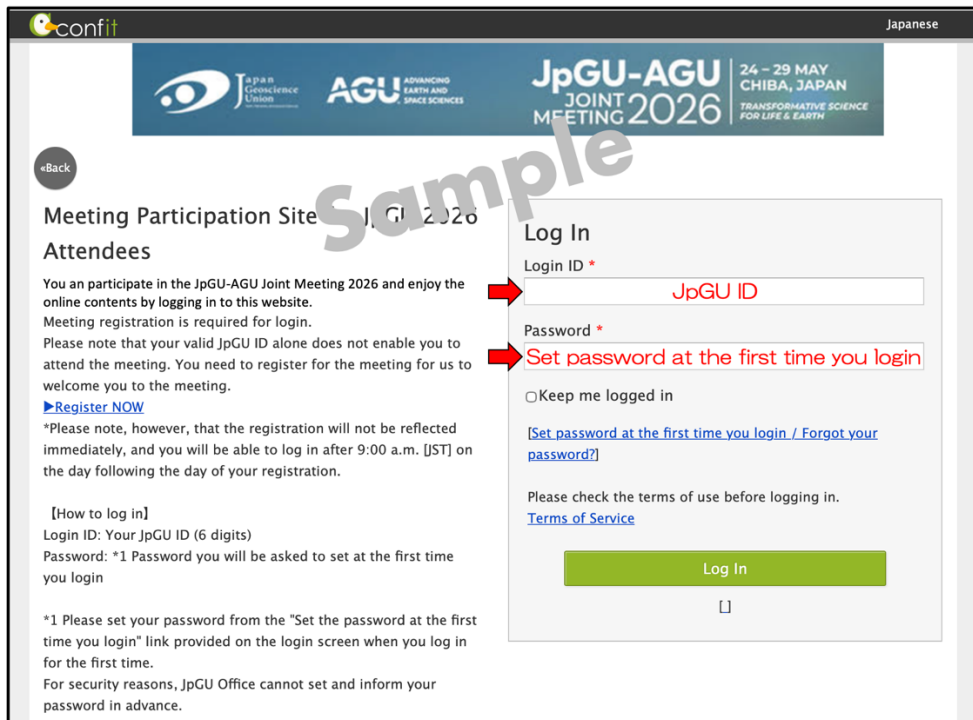
The screenshot shows the user interface of the Japan Geoscience Union member site. At the top right, user information is displayed: JpGU Member [Space and Planetary Sciences], [JpGU ID] 999999, [Name] Taro Rengo, [Organization] Japan Geoscience Union, and [E-mail] taro@jpgu.org. A 'logout' button is next to it. Below this is a 'Language' dropdown set to 'EN - English'. On the left, a vertical menu contains several options: 'Top', 'Account Settings', 'Payment', 'JpGU Meeting', 'Meeting Registration' (highlighted with a red box and a red arrow), 'Party Registration', 'My Meeting Participation History', 'Supporting Documents for VISA Application', and 'Abstract Submission'. The main content area shows a notification: 'Currently, there is no notification.' Below this is a 'Personal Information' section with a '<Edit Personal Information>' link. A red box highlights the text 'Link for the registration site' with a red arrow pointing to the 'Meeting Registration' menu item.

Field	Value
JpGU ID	999999
Name (Given/ Middle/ Family)	Taro Rengo
Email Address	taro@jpgu.org
Affiliation	Japan Geoscience Union
Classification	JpGU member · Regular
Electoral Zones	Space and Planetary Sciences
Main Science Section	Space and Planetary Sciences
Member Since	01/27/2009 14:00:00

Fig. 1: Link to the registration site (after log in)

## 4. How to Access the Meeting Portal Site “Confit”

- **Confit will require authentication for viewing starting (F) 15 May.**
- After log in to Confit, you will be able to view the abstracts, posters, and enter the oral presentation room (Zoom).
- We will also explain about Confit during the upcoming online tutorial webinar session. Please join us.



confit Japanese

Japan Geoscience Union AGU ADVANCING EARTH AND SPACE SCIENCES JpGU-AGU JOINT MEETING 2026 24 - 29 MAY CHIBA, JAPAN TRANSFORMATIVE SCIENCE FOR LIFE & EARTH

«Back

### Meeting Participation Site | JpGU 2026 Attendees

You can participate in the JpGU-AGU Joint Meeting 2026 and enjoy the online contents by logging in to this website. Meeting registration is required for login. Please note that your valid JpGU ID alone does not enable you to attend the meeting. You need to register for the meeting for us to welcome you to the meeting.

[▶Register NOW](#)

\*Please note, however, that the registration will not be reflected immediately, and you will be able to log in after 9:00 a.m. [JST] on the day following the day of your registration.

[How to log in]  
 Login ID: Your JpGU ID (6 digits)  
 Password: \*1 Password you will be asked to set at the first time you login

\*1 Please set your password from the "Set the password at the first time you login" link provided on the login screen when you log in for the first time.  
 For security reasons, JpGU Office cannot set and inform your password in advance.

#### Log In

Login ID \*

Password \* [Set password at the first time you login](#)

Keep me logged in

[\[Set password at the first time you login / Forgot your password?\]](#)

Please check the terms of use before logging in.  
[Terms of Service](#)

Fig. 2: Confit log in page (sample)

---

## 5. Preparing for Presentations

### a. Oral presentations

- During the hybrid phase, Zoom will be used to broadcast the on-site oral presentation sessions. For oral presentations, presentations can be made on-site or online via Zoom webcast to allow for presentations and participations in both ways.
- **On-site**
  - 【Principle】 Please give your presentation using a PC (Windows 11) provided in each presentation room. Please prepare your presentation materials in PowerPoint or pdf format and bring them on a USB (There will be no upload system for on-site oral presentation material).
  - You can present on your own PC as long as it has HDMI connectivity. Even then, we recommend that you bring your presentation files on a USB in case of problems.
- **Online**
  - If you are presenting an oral presentation online, after log in to Confit, you can enter the oral presentation room (Zoom) from the “Timetable” (Fig. 3).
- Presentation materials such as pre-recorded videos may be played during the session (regardless of the player or the method of playback). It is recommended that a video recording be made and uploaded to the Confit as an “On-demand video” or “additional material”. By doing so, the chairperson can select the relevant material during the session and play/stream the video, without extra work to collect files from the presenter.
- If you are unable to participate in the meeting due to unavoidable circumstances, please contact the conveners using the designated mailing list. The JpGU office will not be able to resolve this matter.
- **【Optional】** On-demand videos and additional materials can be uploaded separately from your oral presentation on-site or online.
  - **On-demand video** (MP4, MOV, WMV, AVI, the maximum size is 250 MB, up to 1 file)
    - ◇ If you wish to use on-demand video, please submit your request using the form below **by (Th) 16 April**.  
Form: <https://forms.gle/vDkywzZ6V17Fpy9V6>
    - ◇ You can upload **from (Tu) 21 April**. Instructions and link for uploading will be sent (from [noreply.confite@atlas.jp](mailto:noreply.confite@atlas.jp)) to on-demand presenters who have already requested by 16 April.
    - ◇ Uploaded materials will be posted on Confit from 15 May (from this date, log in authentication is required to view Confit, so the materials will be available

only to registered attendees) (Fig. 4). Display period will be from 15 May to one month after the meeting end.

- ✧ There is no deadline for uploading and replacing presentation materials, but we recommend that you upload your presentation materials no later than three days before the start of the Meeting (21 May) so that participants can view them before the meeting.
- ✧ Downloading and copying on-demand videos are prohibited.
- ✧ Until the upload is complete, a temporary file titled “No Files have been uploaded” will be posted in the presentation space in Confit.

➤ **Additional Materials** (PDF, JPEG, JPG, PNG, GIF, 10 MB/file, up to 10 files)

- ✧ You can upload **from (F) 15 May**.
- ✧ Log in to Confit and upload your additional materials to your own presentation space (file cabinet) (Fig. 5).
- ✧ If you use movies as additional materials, please upload the created movie to YouTube or other sites and post the URL in the space.
- ✧ Log in to Confit allows for viewing additional materials. Display period will be one month after the meeting end.
- ✧ It is not possible to prohibit downloading. Please use your own judgment when setting security settings for your files.
- ✧ If you are unable to make an oral presentation via Zoom due to connection problems, you can use this service.

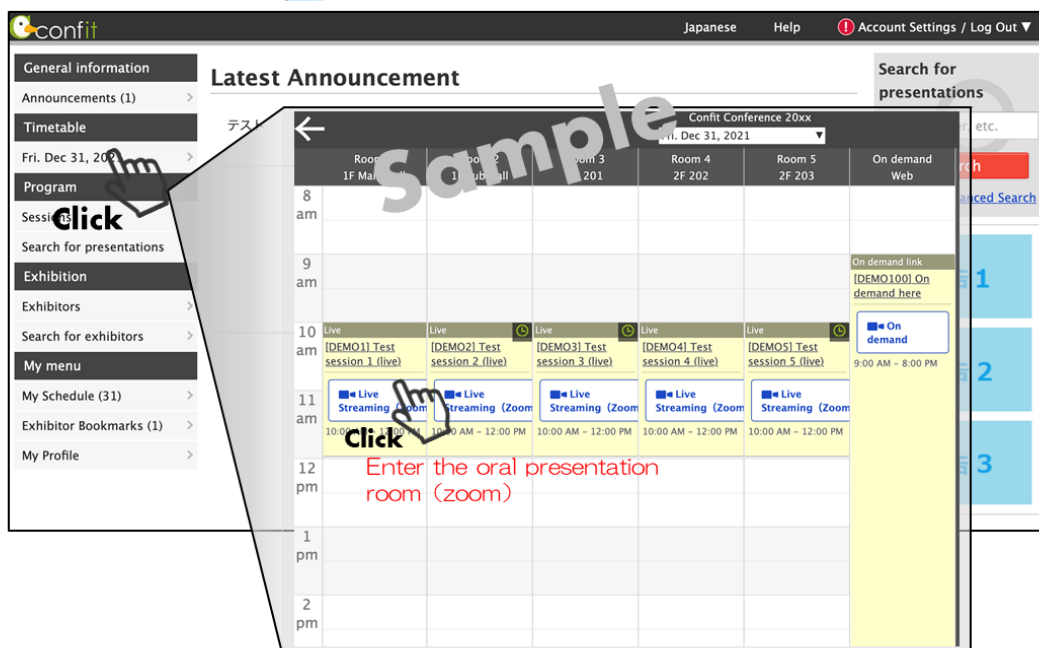


Fig. 3: Entering the Oral presentation room (sample)

---

## b. Poster presentations

- **[Required] Upload poster presentation materials**
  - **Contributors must upload poster materials in their own presentation space on the Confit (※).** The content can be the same as the on-site poster (ex. A0 single image file). Please note that only presenting a poster in the core time on-site or in the online poster session is not sufficient to be formally approved as presented. Please also note that poster presentations entered for the Outstanding Student Presentation Award must be presented on-site.
- **[Optional] On-site poster presentation**
  - Participants who will be presenting posters on-site are requested to display their posters at the on-site venue and make their presentations (The core time will be in PM3(17:15-19:00)). There will be no online broadcast.
  - Only on-site posters will be reviewed for poster presentations entered for the Outstanding Student Presentation Award. Please note that only presentations with on-site poster presentations will be reviewed for OSPA even if an e-poster has been uploaded.
  - The Meeting Organizing Committee is planning to provide an on-site poster display service for those poster presenters who are unable to attend on-site. For on-site poster display service, please send printed posters to the on-site venue (shipping costs are the responsibility of the customer).
- If you are unable to participate in the meeting due to unavoidable circumstances, please contact the conveners using the designated mailing list. The JpGU office will not be able to resolve this matter.
- ※ The following three file formats can be uploaded. One or more of these will be combined to form the poster presentation material. **However, please note that if you upload only additional materials, we may not be able to issue a certificate of presentation.** Please upload e-posters and on-demand videos whenever possible.
  - **e-poster** (JPEG, JPG, PNG, 10 MB/file, up to 100 files)
    - ◇ You can upload **from (Tu) 21 April**. Instructions and link for uploading will be sent (from [noreply.confite@atlas.jp](mailto:noreply.confite@atlas.jp)) to e-poster presenters who have already registered **by (Th) 16 April**.
    - ◇ Uploaded materials will be posted on Confit from 15 May (from this date, log in authentication is required to view Confit, so the materials will be available only to registered attendees) (Fig. 6). Display period will be from 15 May to one month after the meeting end.
    - ◇ There is no deadline for uploading and replacing presentation materials, but we recommend that you upload your presentation materials no later than three

---

days before the start of the meeting (21 May) so that participants can view them before the meeting.

- ◇ The content can be the same as the on-site poster (ex. A0 single image file). Upload each of your slides as a single file. 100 slides can be uploaded. The first page of slides will be displayed in the presentation space in Confit, and subsequent slides can be viewed in order.
  - ◇ Downloading, copying, and printing are prohibited by the system.
  - ◇ Until the upload is complete, a temporary file titled “No Files have been uploaded” will be posted in the presentation space in Confit.
- **On-demand video** (MP4, MOV, WMV, AVI, the maximum size is 250 MB, up to 1 file)
- ◇ If you wish to use on-demand video, please submit your request using the form below **by (Th) 16 April**.  
Form: <https://forms.gle/vDkywzZ6V17Fpy9V6>
  - ◇ You can upload **from (Tu) 21 April**. Instructions and link for uploading will be sent (from [noreply.confite@atlas.jp](mailto:noreply.confite@atlas.jp)) to on-demand presenters who have already requested by 16 April.
  - ◇ Uploaded materials will be posted on Confit from 15 May (from this date, log in authentication is required to view Confit, so the materials will be available only to registered attendees) (Fig. 4). Display period will be from 15 May to one month after the meeting end.
  - ◇ There is no deadline for uploading and replacing presentation materials, but we recommend that you upload your presentation materials no later than three days before the start of the meeting (21 May) so that participants can view them before the meeting.
  - ◇ Downloading and copying are prohibited by the system.
  - ◇ Until the upload is complete, a temporary file titled “No Files have been uploaded” will be posted in the presentation space in Confit.
- **Additional Materials** (PDF, JPEG, JPG, PNG, GIF, 10 MB/file, up to 10 files)
- ◇ You can upload **from (F) 15 May**.
  - ◇ Log in to Confit and upload your additional materials to your own presentation space (file cabinet) (Fig. 5).
  - ◇ If you use movies as additional materials, please upload the created movie to YouTube or other sites and post the URL in the space.
  - ◇ Log in to Confit allows for viewing additional materials. Display period will be one year after the meeting end.

- ✧ It is not possible to prohibit downloading. Please use your own judgment when setting security settings for your files.
- ✧ If you upload only "additional materials," we may not be able to issue a certificate of presentation. Those presenting in posters are requested to try to upload as e-posters or on-demand videos.



Japan Geoscience Union AGU ADVANCING EARTH AND SPACE SCIENCES JpGU-AGU JOINT MEETING 2026 24 - 29 MAY CHIBA, JAPAN TRANSFORMATIVE SCIENCE FOR LIFE & EARTH

TOP > Timetable > Sun, May 24, 2026 > Session information > Presentation information

General information Presentation information

Announcements (0) > Print

Program

Timetable >

Sessions >

Search for presentations >

My menu

My Profile >

On demand

[DEMO2-1] test(Ondemand) (Ondemand)

Sun, May 22, 2026 10:00 AM - 12:00 PM Room 5 (2F 203)

Chairpersons: [Name]

[DEMO2-1] test(Ondemand)

○Taro Yamada<sup>1</sup>, Hanako Yamada<sup>2</sup>, Jiro Yamada<sup>3</sup>  
(1. ○○Univ., 2. ××Univ., 3. △△Univ.)

On-demand movie

サンプル音声付きスライド  
株式会社アトラス

00:02

« Previous in this session Next in this session »

Search for presentations  
Title, Speaker, etc.  
Search  
» Advanced Search

Meetings in the past

Fig. 4: Viewing On-demand videos (sample)

**Presenter supplemental information**

**Topics**

[Add / Edit](#)

You can add topics or supplemental information for this presentation using text format. [\(Help\)](#)

---

**File cabinet** **Additional Materials**

[+ Add File](#)

Here, you can upload data of supplemental information for your presentation. [\(Help\)](#)  
 File format: JPEG, JPG, PNG, GIF, PDF (Maximum size: 10MB, Maximum files: 10 files)

---

**References**

[+ Add References](#)

You can post up to 20 References. [\(Help\)](#)

Fig. 5: Additional materials upload (sample)




24 - 29 MAY  
CHIBA, JAPAN  
TRANSFORMATIVE SCIENCE  
FOR LIFE & EARTH

TOP > Timetable > Sun, May 24, 2026 > Session information > Presentation information

**General information**

Announcements (0)

**Program**

Timetable

Sessions

Search for presentations

**My menu**

My Profile

**Presentation information**

[Print](#)

Poster

[DEMO3] Test session (e-poster)

Chairperson AAA... Univ. ... 22, ... 2:00 PM Room 1 (1F Main Hall)

[DEMO3-1] test(e-poster)

Otaro Yamada<sup>1</sup>, Hanako Yamada<sup>2</sup>, Jiro Yamada<sup>3</sup>  
 (1.○○Univ, 2.××Univ, 3.△△Univ.)

e-poster

SAMPLE

Click

[←](#)
1/1
🔍
↗
↶

[« Previous in this session](#)
[Next in this session »](#)

**Search for presentations**

Title, Speaker, etc.

Search

[Advanced Search](#)

**Meetings in the past**

Fig. 6: Viewing e-posters (sample)