



Japan Geoscience Union

Publicity and Outreach Committee press@jpgu.org

JpGU Meeting 2022

Hybrid phase: May 22 - 27

Online Poster Session phase: May 29 – June 3


Participation Manual

Ver.3 April 25, 2022

Created by Meeting Organizing Committee

Table of Contents

1. Preamble	3
2. JpGU Meeting 2022 Schedule	4
3. Meeting Registration.....	5
4. How to Access the Meeting Portal Site "Confit"	6
5. Preparing for Presentations	7
a. Oral presentations	7
b. Poster presentations	9



1. Preamble

JpGU Meeting 2022 will be held as a hybrid format, combining on-site (Makuhari Messe, Chiba Prefecture) and online, on the date listed below.

Hybrid Phase: May 22 (Su) – 27 (F), 2022

Online Poster Session Phase: May 29 (Su) – June 3 (F), 2022

During the hybrid phase, the oral sessions will be conducted both on-site and online via a web conferencing service, Zoom, which will be used to broadcast from the local oral session sites. Poster presentations will also be made at the on-site venue (there will be no live broadcast of the on-site poster presentations).

During the online poster session phase, we plan to offer poster flash talks, presentations, discussions, etc. using Zoom and other tools.

- * It is possible that we may have to cancel the on-site meeting. In this case, the oral sessions and online poster sessions will be moved to online without changing the schedule and program. There will be no on-site poster presentations.

2. JpGU Meeting 2022 Schedule

!! Presenters please take note of the meeting registration deadline !!

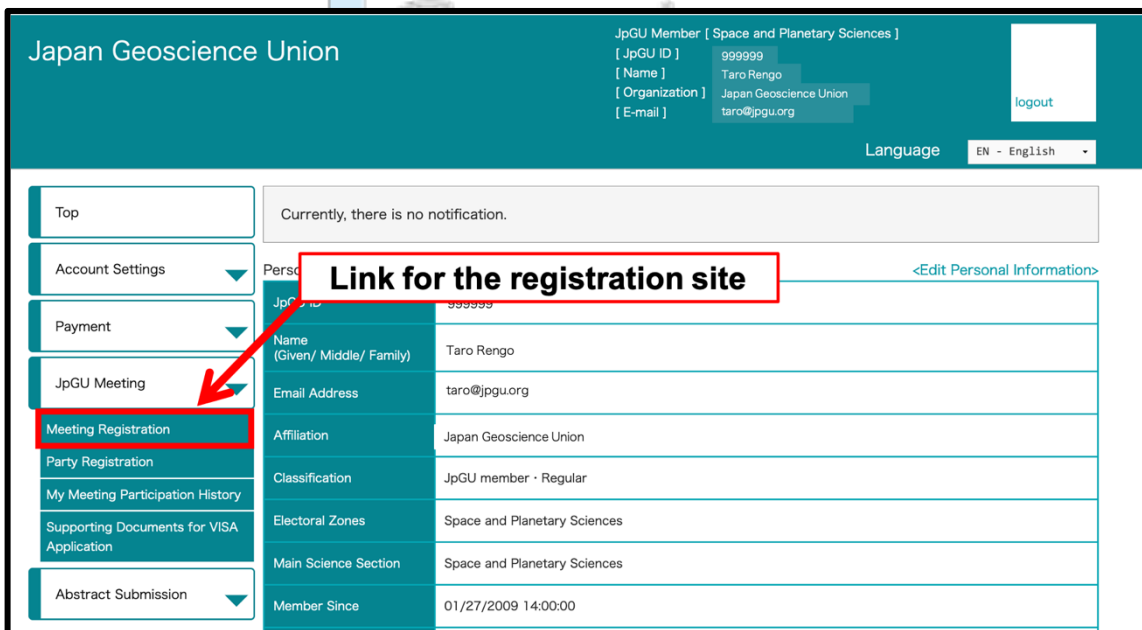
- * The presentation formats available for presenters are as follows. More details for each of the presenters are in Section 5 (p. 7-12).
 - ✓ Oral Presenters:
【Principle】 On-site or online. On-demand videos/additional materials also available.
 - ✓ Poster Presenters:
【Required】 e-poster or On-demand videos. Additional materials also available.
【Optional】 Presentations on-site and/or in the Online Poster Session.

Date	Item	Remarks
March 24 (Th)	Scientific Program Release Registration site opens	
April 5 (Tu)	Meeting Tutorial Webinar (Online)	Meeting outline, Registration
April 12 (Tu) 23:59 JST	Registration deadline for presenters. Application Deadline for on-demand video	
April 20 (W)	Uploading e-poster and on-demand video starts	

Late April	Meeting Tutorial Webinar (Online)	How to upload presentation materials, etc.
May 12 (Th) 23:59 JST	Registration deadline for all participants	Registration for public (incl high schoolers) and Events will be announced separately later.
May 13 (F)	Confit (Meeting Portal Site) opens for login, abstracts, e-posters and on-demand videos, additional materials uploading, and Exhibit page.	Login and access to Confit contents will require authentication from this date. If you meet May 12 deadline for registration, you will be able to log in to Confit (Meeting Portal Site) system. Once the above regular registration deadline passes, your login to Confit system becomes available on the next day after 09:00 JST of your registration date.
Mid-May	Meeting Tutorial Webinar (Online)	Guidance for presenters/chairs/participants, and various Events.
May 19 (Th)	Zoom link opens	
May 22 (Su)	Hybrid phase begins, Awards ceremony, Public day	
May 29 (Su)	Online poster session phase begins, Public day	
June 3 (F)	Meeting ends	

3. Meeting Registration

- The registration site will open on **March 24 (Th) at 15:00 JST**.
- There is no distinction between on-site participation and online participation for the registration procedure.
- You can access the registration site from the side menu bar of the JpGU member site (<https://www.jpгу-member.org/jpgu/en/>) after log in (Fig. 1).
- JpGU ID is required for registration. If you do not have a JpGU ID, please go to the JpGU member site and click "Create a JpGU ID" to register. Please note that your ID you used for the meeting program (as convener or for abstract submission) cannot be changed (i.e. from regular member ID to meeting (participation) ID, or from meeting ID to regular member ID or AGU, AOGS, EGU member ID). Please use the same ID for registration with the one you used for meeting program.
- **All presenters are requested to register by April 12 (Tu), 23:59 JST.**
- If you meet May 12 (Th) 23:59 JST for registration, you will be able to log in to Confit (Meeting Portal Site) system from May 13 (F). Once the above regular registration deadline passes, your login to Confit system becomes available on the next day after 09:00 JST of your registration date.
- If you are attending on-site, please make sure to complete your registration and bring the e-ticket issued by at least one day before your visit. We regretfully cannot accept registration at the site.



Japan Geoscience Union

JpGU Member [Space and Planetary Sciences]
 [JpGU ID] 999999
 [Name] Taro Rengo
 [Organization] Japan Geoscience Union
 [E-mail] taro@jpgu.org

Language EN - English

Top

Account Settings

Payment

JpGU Meeting

Meeting Registration

Party Registration

My Meeting Participation History

Supporting Documents for VISA Application

Abstract Submission

Currently, there is no notification.

Link for the registration site

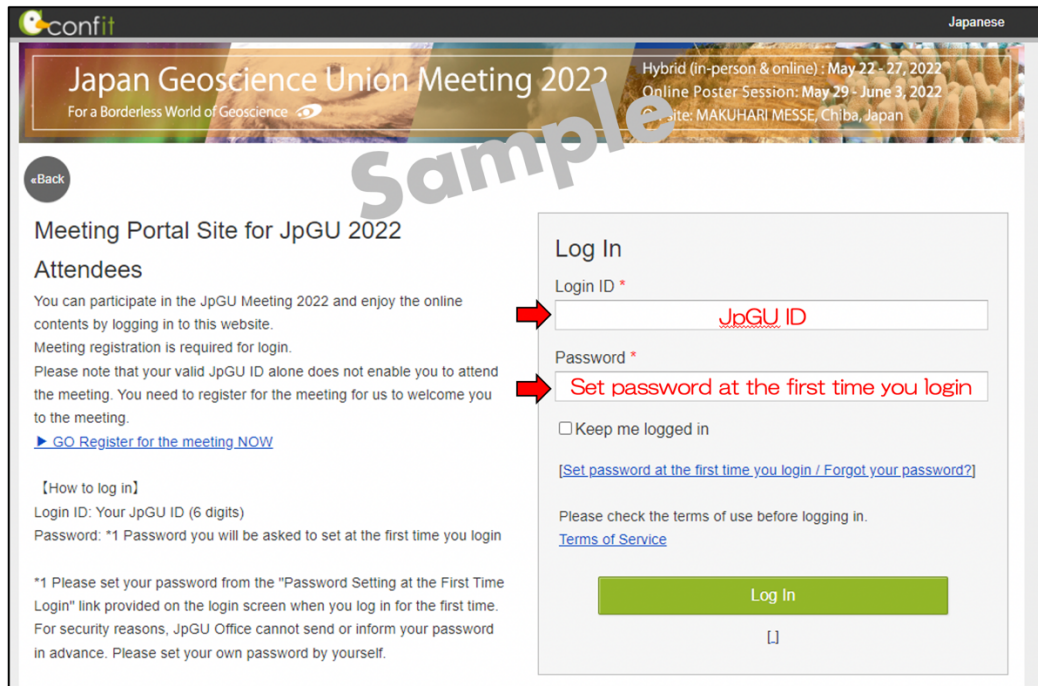
<Edit Personal Information>

JpGU ID	999999
Name (Given/ Middle/ Family)	Taro Rengo
Email Address	taro@jpgu.org
Affiliation	Japan Geoscience Union
Classification	JpGU member - Regular
Electoral Zones	Space and Planetary Sciences
Main Science Section	Space and Planetary Sciences
Member Since	01/27/2009 14:00:00

Fig. 1: Link to the registration site (after log in)

4. How to Access the Meeting Portal Site “Confit”

- **Confit will require authentication for viewing starting May 13 (F).**
- After logging in to Confit, you will be able to view the abstracts, posters, and enter the oral presentation room (Zoom).
- We will explain about Confit at the upcoming online tutorial webinar session. Please join us.



Japan Geoscience Union Meeting 2022
For a Borderless World of Geoscience

Hybrid (in-person & online) : May 22 - 27, 2022
Online Poster Session: May 29 - June 3, 2022
Site: MAKUHARI MESSE, Chiba, Japan

[Back](#)

Meeting Portal Site for JpGU 2022

Attendees

You can participate in the JpGU Meeting 2022 and enjoy the online contents by logging in to this website.
Meeting registration is required for login.
Please note that your valid JpGU ID alone does not enable you to attend the meeting. You need to register for the meeting for us to welcome you to the meeting.
[GO Register for the meeting NOW](#)

【How to log in】
Login ID: Your JpGU ID (6 digits)
Password: *1 Password you will be asked to set at the first time you login

*1 Please set your password from the "Password Setting at the First Time Login" link provided on the login screen when you log in for the first time.
For security reasons, JpGU Office cannot send or inform your password in advance. Please set your own password by yourself.

Log In

Login ID *

JpGU ID

Password *

Set password at the first time you login

☐ Keep me logged in

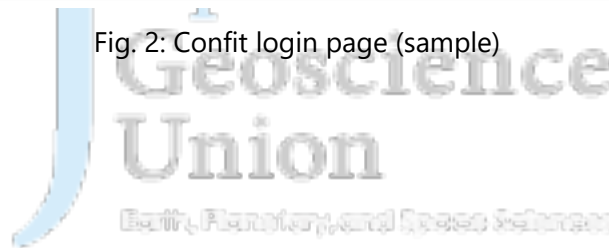
[\[Set password at the first time you login / Forgot your password?\]](#)

Please check the terms of use before logging in.
[Terms of Service](#)

Log In

[]

Fig. 2: Confit login page (sample)



5. Preparing for Presentations

a. Oral presentations

- **【Principle】** During the hybrid phase, Zoom will be used to broadcast the on-site oral presentation sessions. For oral presentations, presentations can be made on-site or online via Zoom webcast to allow for presentations and participations in both ways.
- Presentation materials such as pre-recorded videos may be played during the session (regardless of the player or the method of playback). It is recommended that a video recording be made and uploaded to the Confit as an "On-demand video" or "additional material". By doing so, the chairperson can select the relevant material during the session and play/stream the video, without extra work to collect files from the presenter.
- If you are presenting an oral presentation online, after logging in to Confit, you can enter the oral presentation room (Zoom) from the "Timetable" (Fig. 3).
- An online briefing webinar session will be held for all presenters, chairpersons, and participants in mid-May. Please join us.
- If you are unable to participate in the meeting due to unavoidable circumstances, please contact the conveners using the designated mailing list. The JpGU office will not be able to resolve this matter.
- **【Optional】** On-demand videos and additional materials can be uploaded separately from your oral presentation on-site or online.
 - **On-demand video** (MP4, MOV, WMV, AVI, the maximum size is 250 MB, up to 1 file)
 - ✧ If you wish to use on-demand video, please submit your request using the form below **by April 12 (Tu)**.
Form: <https://forms.gle/QyVj6xVuGB4WtUzK7>
 - ✧ You can upload **from April 20 (W)**. Instructions and link for uploading will be sent (from noreply.confit@atlas.jp) to on-demand presenters who have already requested by April 12.
 - ✧ Uploaded materials will be posted on Confit from May 13 (from this date, login authentication is required to view Confit, so the materials will be available only to registered attendees) (Fig. 5). Display period will be from May 13 to three months after the meeting end.
 - ✧ There is no deadline for uploading and replacing presentation materials, but we recommend that you upload your presentation materials no later than three days before the start of the conference (May 19) so that participants can view them before the meeting.
 - ✧ Downloading and copying are prohibited.

- ✧ Until the upload is complete, a temporary file titled “No Files have been uploaded” will be posted in the presentation space in Confit.

➤ **Additional Materials** (PDF, JPEG, JPG, PNG, GIF, 10 MB/file, up to 10 files)

- ✧ You can upload **from May 13 (F)**.
- ✧ Log in to Confit and upload your additional materials to your own presentation space (file cabinet) (Fig. 6).
- ✧ If you use movies as additional materials, please upload the created movie to YouTube or other sites and post the URL in the space.
- ✧ Log in to Confit allows for viewing additional materials. Display period will be one year after the meeting end.
- ✧ It is not possible to prohibit downloading. Please use your own judgment when setting security settings for your files.
- ✧ If you are unable to make an oral presentation via Zoom due to connection problems, you can use this service.

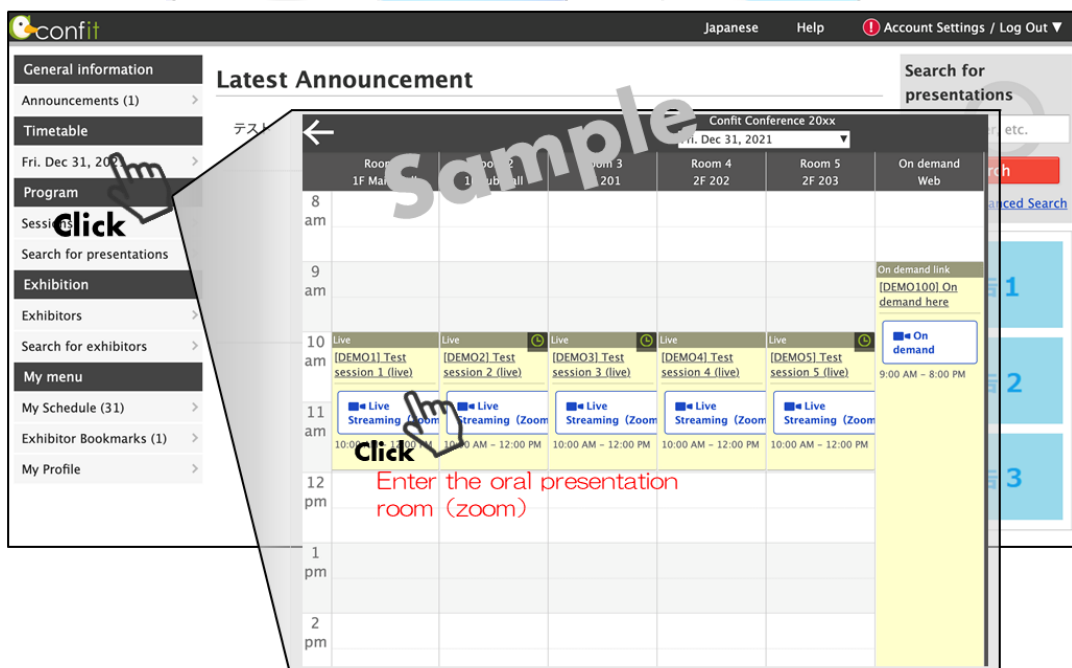


Fig. 3: Entering the Oral presentation room (sample)

b. Poster presentations

- **【Required】 Contributors must upload poster materials in their own presentation space on the Confit (※).** Please note that only presenting a poster in the core time on-site or in the online poster session is not sufficient to be formally approved as presented.
 - Participants who will be presenting posters on-site during the hybrid phase are requested to display their posters at the on-site venue and make their presentations. There will be no online broadcast. Please note that only those who have requested on-site poster presentation at the time of submission and have actually been assigned to present a poster are eligible to give a poster presentation at the site.
 - During the core time of the online poster session phase, Zoom will be set up for each session, and we plan to enable flash talks by those who wish to present posters at the beginning of the session. Afterwards, all poster presenters will move to their own breakout rooms to enjoy discussions with others who have entered the same room.
 - An online briefing webinar session will be held for all presenters and participants in mid-May. Please join us.
 - If you are unable to participate in the meeting due to unavoidable circumstances, please contact the conveners using the designated mailing list. The JpGU office will not be able to resolve this matter.
- ※ The following three file formats can be uploaded. One or more of these will be combined to form the poster presentation material. **However, please note that if you upload only additional materials, we may not be able to issue a certificate of presentation.** Please upload e-posters and on-demand videos whenever possible.
- **e-poster** (JPEG, JPG, PNG, 10 MB/file, up to 100 files)
 - You can upload **from April 20 (W)**. Instructions and link for uploading will be sent (from noreply.confite@atlas.jp) to e-poster presenters who have already registered by April 12.
 - Uploaded materials will be posted on Confit from May 13 (from this date, login authentication is required to view Confit, so the materials will be available only to registered attendees) (Fig. 4). Display period will be from May 13 to one year after the meeting end.
 - There is no deadline for uploading and replacing presentation materials, but we recommend that you upload your presentation materials no later than three days before the start of the conference (May 19) so that participants can view them before the meeting.
 - Upload each of your slides as a single file. 100 slides can be uploaded. The content can be the same as the on-site poster, but please watch for the file size limit if for example, it is a single file of an A0-size poster. The first page of slides

will be displayed in the presentation space in Confit, and subsequent slides can be viewed in order.

- Until the upload is complete, a temporary file titled "No Files have been uploaded" will be posted in the presentation space in Confit.
- Downloading, copying, and printing are prohibited by the system.

➤ **On-demand video** (MP4, MOV, WMV, AVI, the maximum size is 250 MB, up to 1 file)

- ✧ If you wish to use on-demand video, please submit your request using the form below **by April 12 (Tu)**.

Form: <https://forms.gle/QyVj6xVuGB4WtUzK7>

- ✧ You can upload **from April 20 (W)**. Instructions and link for uploading will be sent (from noreply.confite@atlas.jp) to on-demand presenters who have already requested by April 12.
- ✧ Uploaded materials will be posted on Confit from May 13 (from this date, login authentication is required to view Confit, so the materials will be available only to registered attendees) (Fig. 5). Display period will be from May 13 to three months after the meeting end.
- ✧ There is no deadline for uploading and replacing presentation materials, but we recommend that you upload your presentation materials no later than three days before the start of the conference (May 19) so that participants can view them before the meeting.
- ✧ Downloading and copying are prohibited by the system.
Until the upload is complete, a temporary file titled "No Files have been uploaded" will be posted in the presentation space in Confit.

➤ **Additional Materials** (PDF, JPEG, JPG, PNG, GIF, 10 MB/file, up to 10 files)

- You can upload **from May 13 (F)**.
- Log in to Confit and upload your additional materials to your own presentation space (file cabinet) (Fig. 6).
- If you use movies as additional materials, please upload the created movie to YouTube or other sites and post the URL in the space.
- Log in to Confit allows for viewing additional materials. Display period will be one year after the meeting end.
- It is not possible to prohibit downloading. Please use your own judgment when setting security settings for your files.
- If you are unable to make an oral presentation via Zoom due to connection problems, you can use this service.

Japan Geoscience Union Meeting 2022
For a Borderless World of Geoscience

Hybrid (in-person & online) : May 22 - 27, 2022
Online Poster Session: May 29 - June 3, 2022
On-site: MAKUHARI MESSE, Chiba, Japan

TOP > Timetable > Sun, May 22, 2022 > Session information > Presentation information

General information
Announcements (0)
Program
Timetable
Sessions
Search for presentations
My menu
My Profile

Presentation information

Print

Poster

[DEMO3] Test session (e-poster)
Sun, May 22, 2022 1:00 PM - 2:00 PM Room 1 (1F Main Hall)
Chairperson: AAA(BBB Univ.)

[DEMO3-1] test(e-poster)

○Taro Yamada¹, Hanako Yamada², Jiro Yamada³
(1. ○○Univ., 2. ××Univ., 3. △△Univ.)

Search for presentations
Title, Speaker, etc.
Search
Advanced Search

Meetings in the past

e-poster

SAMPLE

Click

1/1

« Previous in this session Next in this session »

Fig. 4: Viewing e-posters (sample)

Japan Geoscience Union Meeting 2022
For a Borderless World of Geoscience

Hybrid (in-person & online) : May 22 - 27, 2022
Online Poster Session: May 29 - June 3, 2022
On-site: MAKUHARI MESSE, Chiba, Japan

TOP > Timetable > Sun, May 22, 2022 > Session information > Presentation information

General information
Announcements (0)
Program
Timetable
Sessions
Search for presentations
My menu
My Profile

Presentation information

Print

On demand

[DEMO2] Test session (on demand)
Sun, May 22, 2022 10:00 AM - 12:00 PM Room 5 (2F 203)
Chairperson: AAA(BBB Univ.)

[DEMO2-1] test(OnDemand)

○Taro Yamada¹, Hanako Yamada², Jiro Yamada³
(1. ○○Univ., 2. ××Univ., 3. △△Univ.)

Search for presentations
Title, Speaker, etc.
Search
Advanced Search

Meetings in the past

On-demand movie

サンプル音声付きスライド
株式会社アトラス

00:02

« Previous in this session Next in this session »

Fig. 5: Viewing On-demand videos (sample)

Presenter supplemental information

Topics

Add / Edit

You can add topics or supplemental information for this presentation using text format. ([Help](#))

File cabinet

Additional Materials

Add File

Here, you can upload data of supplemental information for your presentation. ([Help](#))
File format: JPEG, JPG, PNG, GIF, PDF (Maximum size: 10MB, Maximum files: 10 files)

References

Add References

You can post up to 20 References. ([Help](#))

Fig. 6: Additional materials upload (sample)